

Counting Areas

Introduction: In this unit we will be discovering a new way to find areas of polygons. Here we will not be calculating or approximating areas of polygons but will find areas of polygons using this new way.

Let us start with a story.

King Bahubali and his elephants:

King Bahubali loved elephants so much that he kept a herd of them. In fact, he planted his coconut garden in such a way that it looked like an elephant when viewed from his terrace!

But the elephants would walk around the garden and destroy it. So, the king put a fence around the garden to keep the elephants away as seen in Figure 1. The trees were planted on a square grid, with one tree at each grid point; the distance between any two consecutive grid points was 1 unit, to provide sufficient space for each tree. Can you find the area of the coconut garden?

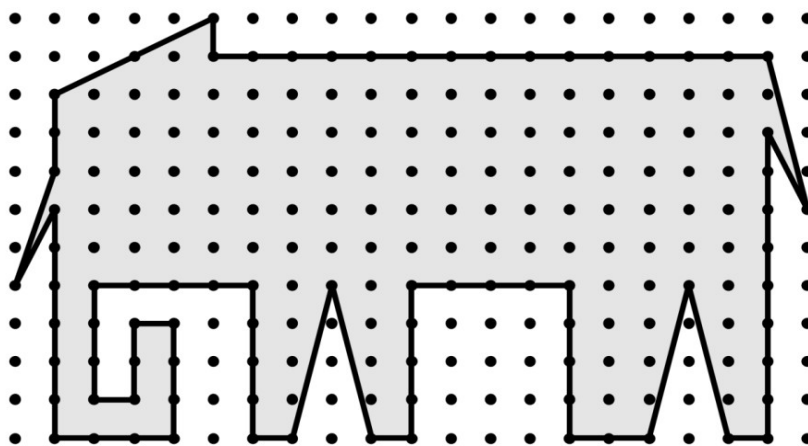
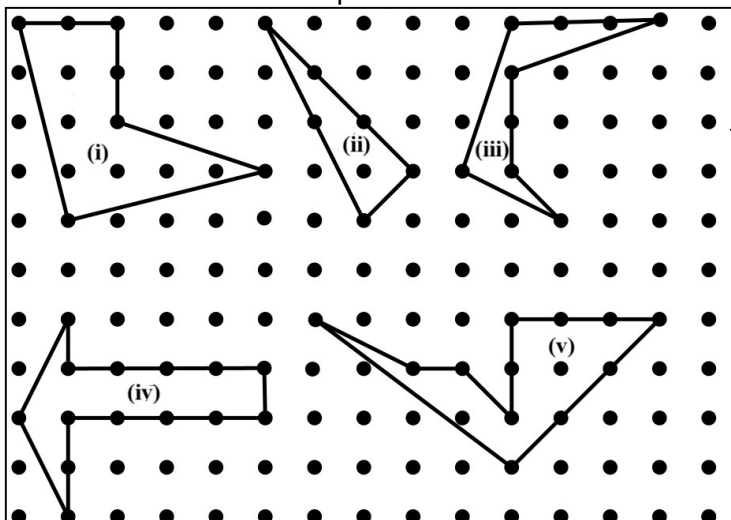


Figure 1

If you cannot solve it now, go ahead with the remaining tasks, and you will be able to do this at the end of the tasks!!

Task 1: Finding areas of some shapes

Given below are some shapes. Find the area of each and complete the given table.



Do not approximate. Try not to use formulae of areas of shapes.

Shape	Area in Sq Units
(i)	
(ii)	
(iii)	
(iv)	
(v)	

Task 2: Some more shapes!

- a) Find the area of the following shapes. Also count the number of grid-points on the boundary of each shape in the Figure 3, and fill Table 2.

Do not approximate. Try not to use formulae of areas of shapes.

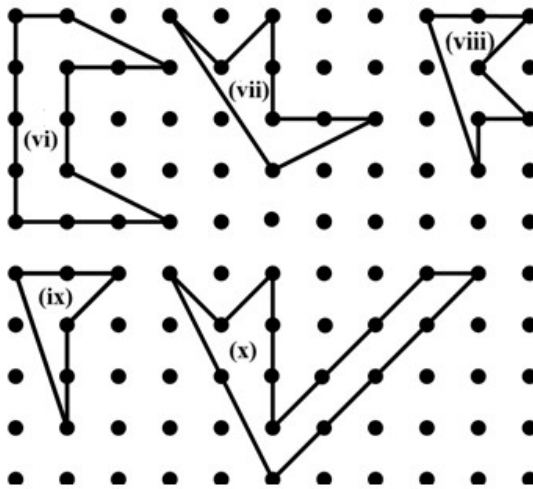


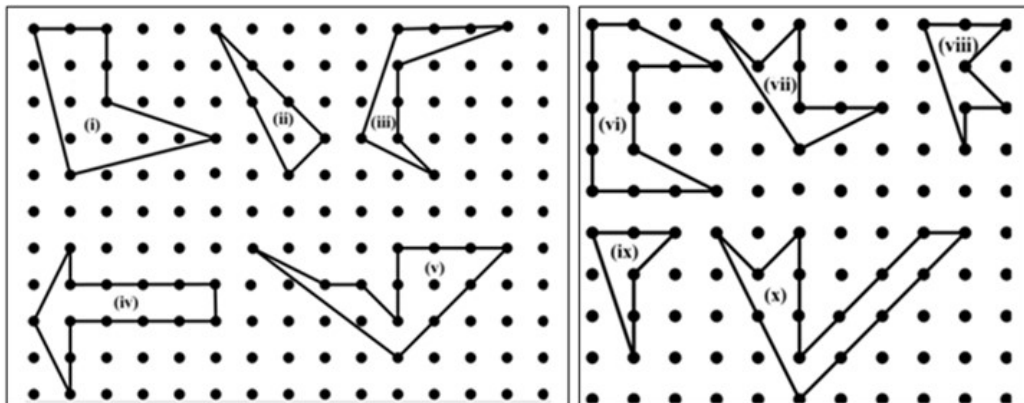
Figure 3

Shapes	Area in Sq Units (A)	Number of grid-points on the boundary (B)
(vi)		
(vii)		
(viii)		
(ix)		
(x)		

Table 2

- b) Do you see any relation between the area of a shape and the number of grid-points on its boundary?
- c) Does the same relation hold for shapes (i) to (v) in Task 1? If not, for which ones does the relation hold?

Let us look at shapes from Task 1 and Task 2 together and compare.



Shape	Area in Sq Units	Number of grid-points on the boundary (BP)	
(i)			
(ii)			
(iii)			
(iv)			
(v)			

(A) The relation holds for Shapes numbers _____.

(B) The relation does not hold for Shapes numbers _____.

Task 4: Finding the expression!

- a) In Task 3c, how do the shapes in (A) and (B) differ?

- b) How would you modify the relation in Task 3b such that it holds for all shapes?

Task 5: Making some more shapes

Draw five more shapes on the grid provided below and check if the relation holds for these shapes as well.

- (a) Are you sure that it will hold for any shape that you may draw on the grid?

- (b) What are the properties common to the shapes for which this relation holds?

- (c) Did your relation hold for all the shapes you drew on the grid?




Figure 4

We have looked at some polygons and found an expression for their area by just counting the boundary and the interior points.

For any shape S , with I = number of grid-points in its interior and B = number of grid-points on its boundary. Let us define Pick(S) as:

$$\text{Pick}(S) = I + \frac{B}{2} - 1$$

From the polygons that we have drawn, we saw that for a shape S ,

$$\text{Pick}(S) = \text{Area}(S)$$

This relation is called Pick's Theorem.

Now let us look at some special polygons and prove that this theorem holds for them too.

Task 6: Special cases!

In this part, we will look at some special cases. We will find some special quadrilaterals like straight squares and straight rectangles. Do you know what is a straight rectangle and square?

Let us find out.

Look at the rectangles in Figure 5, we will call Rectangles 2, 4, and 6 as straight rectangles and Rectangles 1, 3 and 5 as slanted rectangles. Note that Rectangle 6 is also a straight square and Rectangle 1 is a slanted square.

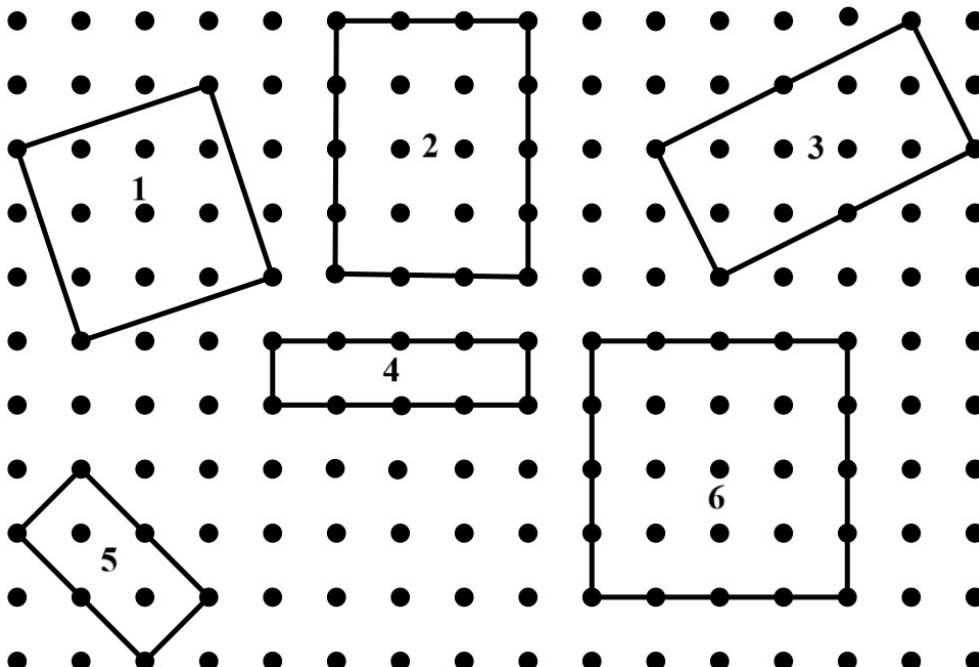


Figure 5

Let us try to prove Pick's Theorem for a straight square and a straight rectangle. What do we mean by proving Pick's Theorem for a straight square and rectangle?

We know that for a shape, S : $\text{Pick}(S) = I + \frac{B}{2} - 1$... Pick's Formula

So to prove Pick's Theorem, we have to count the interior points and boundary points of a straight square or a straight rectangle. Then put them in the Pick's Formula and see if it is equal to the area of the straight square and a straight rectangle which we know.

We know that for a square of side m units, the area of a square is m^2

And we know that for a rectangle of sides m and n units, the area of the rectangle is mn .

So we have to show that,

$$\text{Pick}(\text{Straight Square}) = m^2 \text{ and}$$

$$\text{Pick}(\text{Straight Rectangle}) = mn$$

Let us try to prove Pick's Theorem for a straight square. But before that let us look some specific

straight squares.

i. A square of side 6 units.

On a line segment of 6 units, the number of points on the line segment = $(6 + 1)$.

Total number of points of the square = $(\quad)^2 = \quad$

We have four line segments of length 6 units as the boundary of the square.

So, the number of points on the boundary

$B = \quad = 4 \times \quad$

(Remember to check for points which have been counted twice, namely the ones at the corners)

Also, total number of points of the square

= Number of points inside the square + Number of points on its boundary

Number of points in the interior of the square,

$I =$ Total number of points – Points on the boundary

$I = \quad - \quad = \quad$

So, $\text{Pick}(\text{Square}) = I + \frac{B}{2} - 1 = \quad$.

We know that, $\text{Area}(\text{Square}) = \quad$

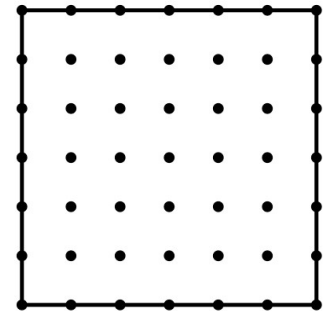


Figure 6

So, $\text{Area}(\text{Straight Square}) \quad \text{Pick}(\text{Straight Square})$ (Fill in the blanks with $<$, $>$ or $=$ sign)

ii. A square of side 5 units.

On a line segment of 5 units, the number of points on the line segment = $(5 + 1)$.

Total number of points of the square

= Number of points inside the square + Number of points on its boundary

= $(\quad)^2 = \quad$

We have four line segments of length 5 units as the boundary of the square.

So, the number of points on the boundary

$B = \quad = 4 \times \quad$

(Remember to check for points which have been counted twice, namely the ones at the corners)

Number of points in the interior of the square, $I =$

Total number of points – Points on the boundary

$I = \quad - \quad = \quad$

So, $\text{Pick}(\text{Straight Square}) = I + \frac{B}{2} - 1 = \quad$.

We know that, $\text{Area}(\text{Straight Square}) = \quad$

So, $\text{Area}(\text{Straight Square}) \quad \text{Pick}(\text{Straight Square})$ (Fill in the blanks with $<$, $>$ or $=$ sign)

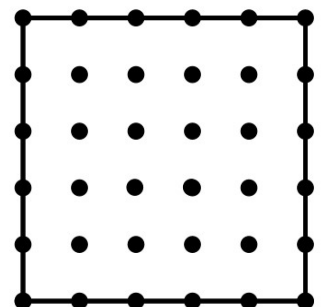


Figure 7

Now let us look at a general $m \times m$ square and see how the $\text{Area}(\text{Straight Square})$ is related to $\text{Pick}(\text{Straight Square})$

a) For a straight square of side m units

Notice: On a line segment of m units, the number of grid points on the line segment is $(m + 1)$.

Total number of points of the square = $(m + 1)^2 =$

Also, total number of points of the square
 = Number of points inside the square + Number of points on its boundary

We have four such line segments as the boundary of the square.

So, the number of points on the boundary

$$B = \underline{\hspace{2cm}} = 4 \times \underline{\hspace{1cm}}$$

(Remember to check for points which have been counted twice, namely the ones at the corners)

Number of points in the interior of the square, $I =$

Total number of points – Number of points on the boundary

$$I = \underline{\hspace{2cm}} - \underline{\hspace{2cm}}$$

So, $I = \underline{\hspace{2cm}}$

So, Pick (Straight Square) = $I + \frac{B}{2} - 1 = \underline{\hspace{2cm}}$.

We know that, Area (Straight Square) = $\underline{\hspace{2cm}}$.

So, Area (Straight Square) $\underline{\hspace{1cm}}$ Pick (Straight Square) (Fill in the blanks with <, > or = sign)

b) For a straight rectangle of length m units and breadth n units

On a line segment of m units, the number of points on the line segment is $(m + 1)$.

And, on a line segment of n units, the number of points on the line segment is $(n + 1)$.

Total number of points of the rectangle = $(m + 1)(n + 1) = \underline{\hspace{2cm}}$.

Also, total number of points of the rectangle = Number of points inside the rectangle + Number of points on its boundary

On the boundary, there are two line segments of m units and two line segments of n units.

So, the number of points on the boundary, $B = \underline{\hspace{2cm}}$.

(Remember to check for points which have been counted twice, namely the ones at the corners)

Number of points in the interior of the straight rectangle, I

$$= \text{Total number of points} - \text{Points on the boundary} = \underline{\hspace{1cm}} - \underline{\hspace{1cm}}.$$

The number of points in the interior, $I = \underline{\hspace{2cm}}$.

$$\text{Pick (Rectangle)} = I + \frac{B}{2} - 1 = \underline{\hspace{2cm}}.$$

We know that, Area (Straight Rectangle) = $\underline{\hspace{2cm}}$.

So, Area (Straight Rectangle) $\underline{\hspace{1cm}}$ Pick (Straight Rectangle) (Fill in the blanks with <, > or = sign)

So, for a straight rectangle and a straight square, P, we proved that

Pick (P) $\underline{\hspace{1cm}}$ **Area (P)**. (Fill in the blanks with <, >, or = signs)

This relation is called Pick's Theorem.

So, we have proved Pick's theorem for a very special class of shapes namely straight squares and straight rectangles. We now will go on to see if Pick's Theorem is true for all shapes on the grid paper.

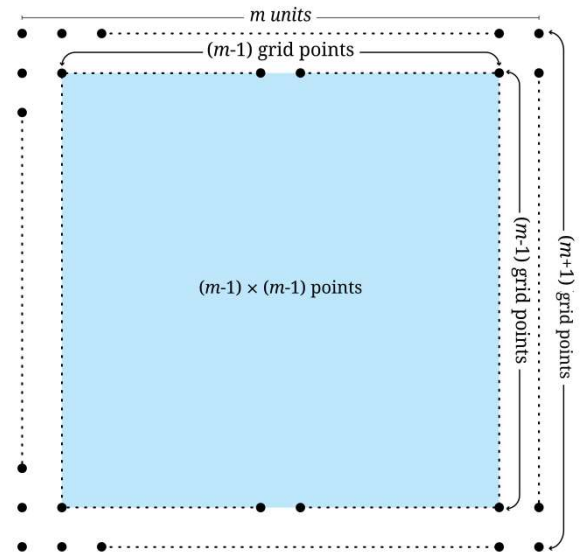


Figure 8

But before that, let us go back to Bahubali and his elephants!

Task 7:

Find the area of Bahubali's garden

Task 8: What about any polygon?

We have proved that Pick's theorem holds for any straight square or any straight rectangle. But can we say that Pick's theorem holds for any polygon?

In the following tasks we will look at more such special cases and go on to prove the Pick's theorem for any grid polygon.

Look at the given pentagon.

- a) Can you divide this pentagon into non-overlapping triangles, such that sum of area of all triangles is equal to the area of the pentagon?

(Remember: All the vertices of each triangle should be vertices of the polygon)

How many triangles did you get?

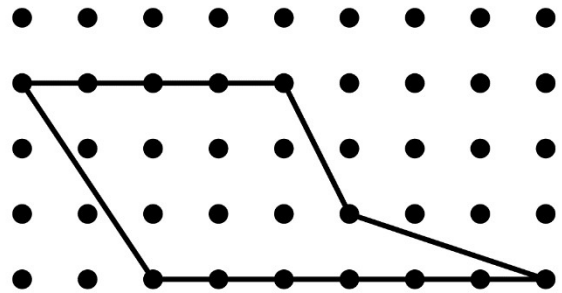



Figure 9

- b) Draw more polygons on the grid paper given to you and find how many such triangles did you get in each of the polygons?



We saw that any polygon can be divided into triangles. So in order to prove that Pick's theorem holds for any polygon, we need to prove 2 things

- 1) Pick's Theorem holds for any triangle,
- 2) Given two shapes for which the theorem holds, it also holds for the shape formed by joining these two shapes edge-to-edge without overlap

Then we can say that Pick's theorem holds for all polygons.

Task 9: Joining and counting!

If we put together two shapes, say Shape P and Shape Q, in such a way that they share a boundary, to form Shape R then we know that,

$$\text{Area of (R)} = \text{Area (P)} + \text{Area (Q)}$$

Look at the shapes P and Q in Figure 10. Imagine P and Q are joined to get the shape R.

Let us assume that Pick's Theorem holds for shapes P and Q. So we know

$$\text{Pick P} = (I_P + \frac{B_P}{2} - 1) = \text{Area (P)} \text{ and } \text{Pick Q} = (I_Q + \frac{B_Q}{2} - 1) = \text{Area (Q)}$$

$$\text{We have to prove that: } \text{Pick R} = (I_R + \frac{B_R}{2} - 1) = \text{Area (R)}$$

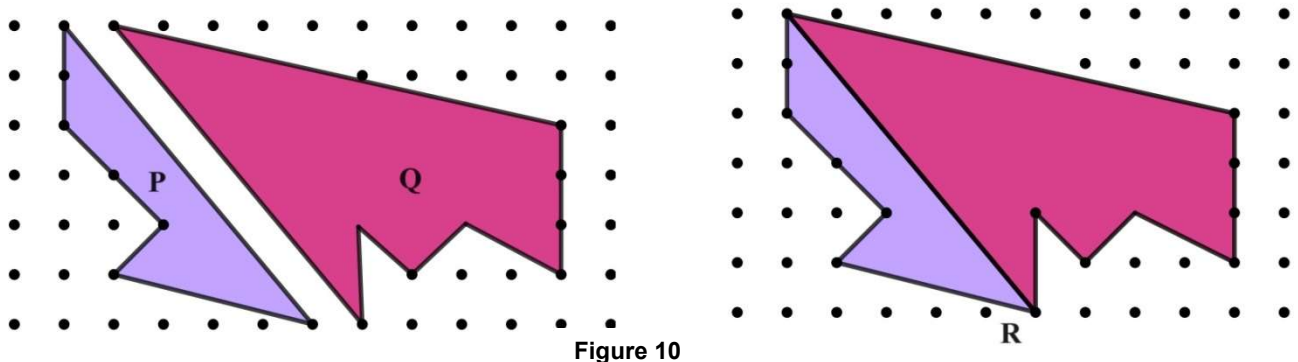


Figure 10

Let I_P , I_Q and I_R be the number of grid-points in the interior of P, Q and R respectively and B_P , B_Q and B_R be the number of grid points in the boundary of P, Q and R respectively.

Now, let us count I_R and B_R in terms of I_P , I_Q , B_P and B_Q .

Let c be the number of grid points on the common boundary of P and Q.

- (a) What is the relation between the numbers of boundary points of P, Q related to the number of boundary points of R?
- (b) Can you come up with an expression for I_R and B_R in terms of I_P , I_Q , B_P and B_Q ?

$$I_R = I_P + I_Q + \underline{\hspace{1cm}} - \underline{\hspace{1cm}}, \text{ (Fill in the blanks) } \dots\dots (1)$$

$$B_R = B_P + B_Q - \underline{\hspace{1cm}} + \underline{\hspace{1cm}} \text{ (Fill in the blanks) } \dots\dots (2)$$

(Hint: Remember the number of points of the common boundary, c will play an important role in this)

Now, if we assume that Pick's Theorem holds for P and Q, then what do we get?

$$\text{Area (P)} = \text{Pick (P)} = \underline{\hspace{3cm}}$$

$$\text{Area (Q)} = \text{Pick (Q)} = \underline{\hspace{3cm}}$$

Now we know that $\text{Area(R)} = \text{Area (P)} + \text{Area (Q)}$

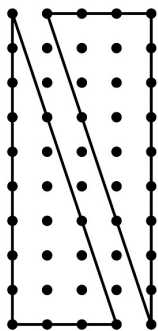
So, $\text{Area (R)} = \text{Pick (P)} + \text{Pick (Q)}$

(Hint: Use the expressions of I_R and B_R from (1) and (2))

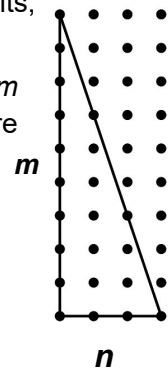
Task 10: Another special case!

In Task 8, we saw that to prove Pick's Theorem for all grid polygons we need to prove Pick's Theorem for all triangles and joining of triangles. In Task 8, we saw that Pick's theorem works for joining. So now we need to prove that Pick's Theorem holds for all triangles. But before that let us look at a very special case of triangles, namely a straight right-angle triangle of height m units and base n units, where m and n are both integers.

For a straight right-angle of height m units and base n units, (m , and n are integers)



Now we can take another congruent right-angle triangle



And join them to make a straight rectangle.

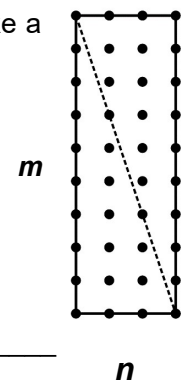


Figure 11

The straight rectangle we get is of length m units and breadth n units.

From Task 6, we know that,

The number of grid-points in the interior (I) of the straight rectangle = _____

The number of grid-points on the boundary (B) of the straight rectangle = _____

$$\text{Area (straight rectangle)} = I + \frac{B}{2} - 1 = \underline{\hspace{2cm}}$$

Now, look at (1) and (2) from Task (8) where c is the number of points of the boundary

$$I_P + I_Q = I_R - \underline{\hspace{1cm}} + \underline{\hspace{1cm}}$$

$$B_P + B_Q = B_R + \underline{\hspace{1cm}} - \underline{\hspace{1cm}}$$

Also, because the triangles are congruent and symmetric on the grid, we know that here, $I_P = I_Q$ and $B_P = B_Q$

(Here P and Q are the two right-angle triangles and R is the rectangle made by joining them.)

So, we get,

$$\underline{\hspace{1cm}} \times I_P = I_R - c + 2$$

$$\underline{\hspace{1cm}} \times B_P = B_R + 2c - 2$$

We also know that, Area of rectangle = _____ \times Area of right-angle triangle

And, Pick (straight rectangle) = Area (straight rectangle)

$$\text{So, } \underline{\hspace{1cm}} \times \text{Area (Right-Angle Triangle)} = \text{Area (Re)} = I_{Re} + \frac{B_{Re}}{2} - 1$$

where, B_{Re} = Number of boundary points of the straight rectangle and

I_{Re} = Number of interior points of the straight rectangle

Using the equations given above,

$$\underline{\hspace{1cm}} \times \text{Area of (Right-angle triangle)} = \text{Pick (R)} = \underline{\hspace{1cm}} \times \text{Pick(P)}$$

So, Area (Right-angle triangle) = Pick (Right-angle triangle)

Task 11: Triangle inside a rectangle?

Till now we have checked that Pick's Theorem holds for straight squares, straight rectangles, and straight right-angle triangles. We also looked at how Pick's Theorem holds even if you join two shapes edge-to-edge without overlap. Look at Figure 12 given below and find out what else do you need to show to prove Pick's Theorem for all polygons.

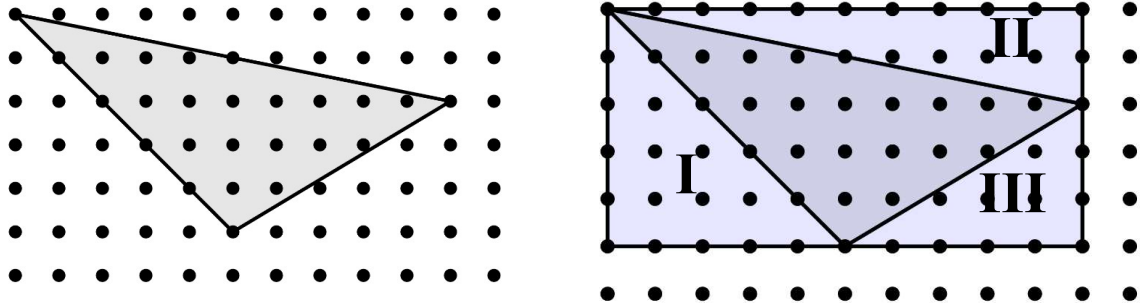


Figure 12

Story so far:

In the Learning Unit, we started with trying to find a relation between the area of a grid polygon and its boundary and interior points.

Once we got the relation, we set out to prove it. For proving the relation for a general grid polygon, we started by proving the relation for any straight rectangle and a straight square. Then we noticed that any grid polygon can be divided into non-overlapping triangles such that sum of areas of these triangles is equal to the area of the polygon.

Now our goal became proving the relation of triangle, But there was a small issue. When you join two shapes to make another one, some boundary points get counted twice and some others become interior points. So we had to show that in case of joining two shapes where the relation holds, the relation holds for the larger shape too.

Now all we need to do was to prove that relation holds for any triangle. Figure 12 tell us how we can prove it.

References

https://kurser.math.su.se/pluginfile.php/15491/mod_resource/content/1/picks.pdf

<http://www.geometer.org/mathcircles/pick.pdf>

Ian Stewart (1992) - Another Fine Math You've Got me into, Dover Publications